

# CURTISS P-36/H75 Hawk



Version 1.0 MSFS 2020/2024

# CURTISS P-36/H75 Hawk

## THE PROJECT

*The Curtiss P-36/H75 Hawk was modeled for X-Plane 12 by Bernard JUNIOT "Berju83" (Liveries and paintkit by Antonio "AFNavarro".*

*Due to the lack of detailed documentation, some controls were not animated and remain inactive in this version. Others were implemented in positions that may not correspond to those of the real airplane.*

*The model proposed here is the adaptation made, with the authorization of the creator, by Jean Lacante for Flight Simulator 2020 and 2024 (MSFS) with the help of André Chancel.*

*The Curtiss prototype first flew in May 1935 and entered service with the Air Force in 1938. It was a low-wing monoplane of all-metal construction, armed with four machine guns.*

*The Curtiss H75 was one of the most widely used French fighters during the May-June 1940 campaign. It was significantly outclassed by the Messerschmitt Bf 109E, which was 100 km/h faster.*


*The model is inspired by a collector's aircraft located at the Duxford Aviation Museum in England. The objects were created from images found on various websites.*

*For more information, refer to the following websites:*

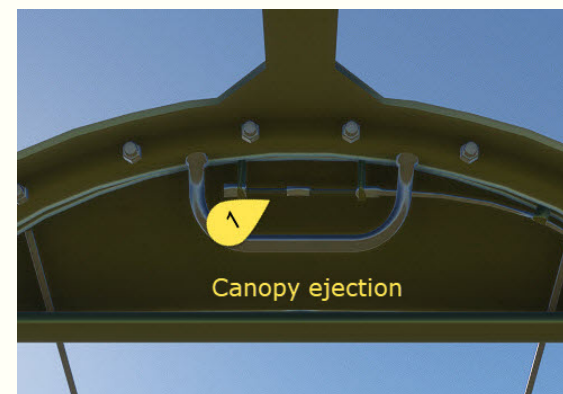
*-<https://www.passionair1940.fr/Armee%20de%20l%27Air/Appareils/Chasse/Curtiss-H75/Curtiss-H75.htm>  
-<https://www.britmodeller.com/forums/index.php?/topic/234962928-curtiss-p-36-hawk-hawk-model-75-mohawk/>  
-<http://les-avions-de-legende.e-monsite.com/pages/les-chasseurs/les-chasseurs-francais/curtiss-h75.html>  
-<https://www.nationalmuseum.af.mil/Visit/Museum-Exhibits/Fact-Sheets/Display/Article/196316/curtiss-p-36a-hawk/>  
-[http://maquette72.free.fr/themes/lafayette/H75\\_normal/h75\\_normal.php](http://maquette72.free.fr/themes/lafayette/H75_normal/h75_normal.php)  
-<https://www.youtube.com/watch?app=desktop&v=R8kowPzh9nQ>  
-[https://youtu.be/JKdBU\\_3vUVU](https://youtu.be/JKdBU_3vUVU)*

# CURTISS P-36/H75 Hawk

## FRONT PANEL




- |                                      |   |
|--------------------------------------|---|
| 1 - Anémometer                       | 13 - Gear and flaps position indicator          |
| 2 - Turn indicator                   | 14 - Oil temperature/pressure and fuel pressure |
| 3 - Variometer                       | 15 - Compass                                    |
| 4 - Gear position alarm indicator    | 16 - Tachometer                                 |
| 5 - Altimeter                        | 17 - Cylinder head temperature                  |
| 6 - Gyro-compass                     | 18 - Static pressure selector                   |
| 7 - Carburetor temperature indicator | 19 - Armaments security                         |
| 8 - Depressed air indicator          | 20 - Armaments selector                         |
| 9 - Center fuel tank quantity        | 21 - Manual fuel pump                           |
| 10 - Manifold pressure               | 22 - Carburetor heating                         |
| 11 - Clock                           |   |
| 12 - Magnetos selector               |   |





# CURTISS P-36/H75 Hawk

## CENTRAL PANEL



1 - Left Machine guns armament

2 - Right Machine guns armament

3 - Yoke visibility on/off click zone

4 - Controller activation of the "primer" switch

5 - Engine cooling flap adjustment

6 - Booster (War Emergency Power)

If throttle open 100%

7 - Starter


8 - "Primer" switch

9 - Emergency air pressure indicator

10 - Landing gear emergency lowering valve

# CURTISS P-36/H75 Hawk

FLOOR




- 1 - Left fuel tank quantity
- 2 - Right fuel tank quantity

- 3 - Trigger  
Left click or joystick button  
for smoke activation

# CURTISS P-36/H75 Hawk

RIGHT CONSOLE



- 1 - Cockpit open/close control \*
- 2 - VHF - On/Off switch
- 3 - VHF MHz frequency selector
- 4 - VHF KHz frequency selector
- 5 - VHF frequency display

\* Left/right click: full open/close  
Mouse wheel: partial open/close



# CURTISS P-36/H75 Hawk

LEFT CONSOLE

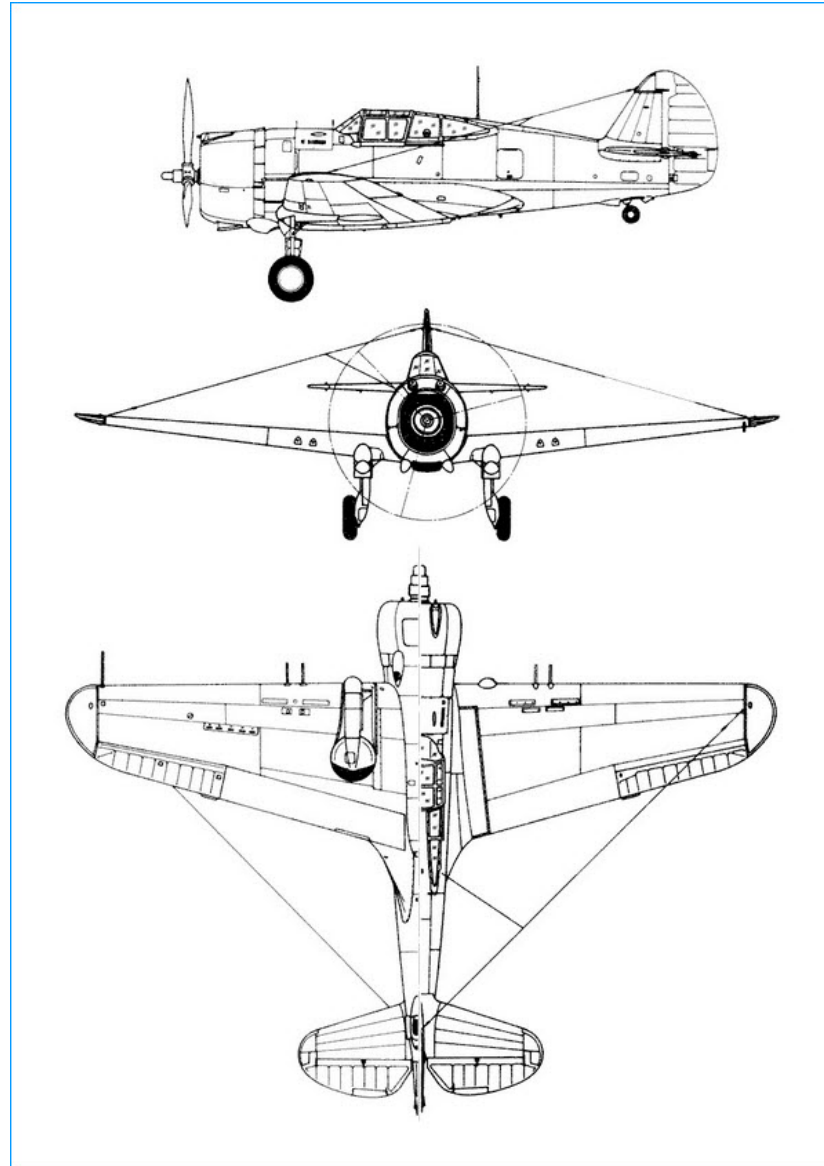


- 1 - Generator switch
- 2 - Nav lights switch
- 3 - Landing light switch
- 4 - Pitot tube heating switch
- 5 - Not active
- 6 - Propeller breaker

- 7 - Automatic/manual propeller pitch switch
- 8 - propeller pitch increase/decrease switch
- 9 - Battery switch
- 10 - Hydraulic pump switch
- 11 - Generator/battery amperage indicator
- 12 - Red instrument lighting rotary switch
- 13 - Red cabin lighting rotary switch

# CURTISS P-36/H75 Hawk

GENERALITES

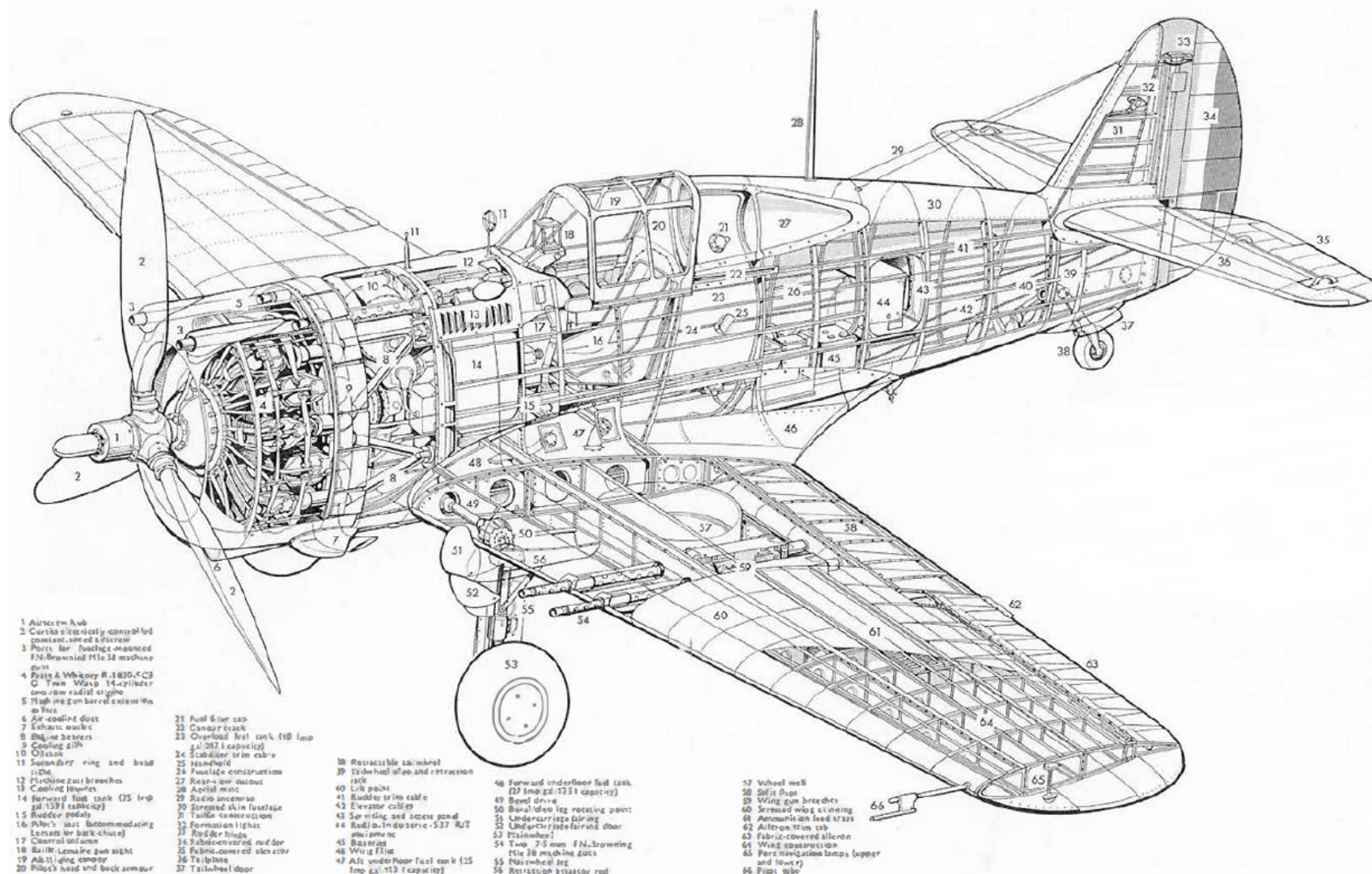


PLAN 3 VUES



# CURTISS P-36/H75 Hawk

GENERALITES



# CURTISS P-36/H75 Hawk

GENERALITES

## **DIMENSIONS**

Longueur : 8.78 m  
Envergure : 11.37 m  
Hauteur : 2.82 m  
Empattement : 2.46 m

## **POIDS :**

Masse à vide : 2127.3 kgs  
Masse maximum : 2675.7 kgs

## **PERFORMANCES :**

Vitesse max : 423 km/h au niveau de la mer : 520 km/h à 15300 pieds  
Vitesse de croisière : 425 km/h au-dessus de 15300 pieds  
Vitesse de décrochage : 112.7 km/h

**PLAFOND** : 33300 pieds

DESCRIPTION

# CURTISS P-36/H75 Hawk

Legal mentions

*This model is the property of Restauravia. It's distributed as freeware on the Restauravia site .*

*Any distribution of this model, or part of the model, modified or not, by any means is prohibited.*

*However, the distribution of textures on any site is allowed, provided it's done for free as a supplement to the basic model.*

*If you have any problems in using this model :*

- Look at this documentation: the answer is probably here.*
- Visit the "Pilote Virtuel" forum <https://www.pilote-virtuel.com> ( french language ). It probably speaks of Curtiss P-36/H75 Hawk and you can find helps*

*Or an english language forum ( for instance: SOH <http://www.sim-outhouse.com/sohforums/forum.php> )*

*Last solution: contact us at [support@restauravia.fr](mailto:support@restauravia.fr)*

*Restauravia    october 2025*

